

# TAX AVOIDANCE AND OPTIMAL INCOME TAX ENFORCEMENT<sup>1</sup>

*Duccio Gamannossi degl'Innocenti<sup>2</sup>, Matthew D. Rablen<sup>3</sup>*

## Abstract

We examine the optimal auditing problem of a tax authority when taxpayers can choose both to evade and avoid. For a convex penalty function, the incentive-compatibility constraints may bind for the richest taxpayer and at a positive level of both evasion and avoidance. The audit function is non-increasing in reported income, and is higher for progressive tax functions than for regressive tax functions. Higher marginal tax rates increase the incentives for non-compliance, overturning the well-known Yitzhaki paradox.

## INTRODUCTION

Individuals take a variety of actions to reduce their tax liabilities. In particular, one may distinguish between: actions that are clearly in breach of the law (tax evasion); actions that are not explicitly ruled out under law, but which violate its spirit (tax avoidance); and actions that are legitimate (tax planning). Explicit in this definition of tax avoidance is that we consider acts of form-changing that are so artificial in nature that the courts will deem them illegal if the tax authority mounts a legal challenge. These acts are often complex, and – unlike evasion – must be purchased from specialist providers known as “promoters”. A recent example of this type of avoidance scheme is a 2012 legal case in the UK between H.M. Revenue and Customs (HMRC) and businessman Howard Schofield, who bought an avoidance scheme to reduce the amount of tax due on a £10 million capital gain on a share holding. The scheme used self-cancelling option agreements that would return the seller to his original position yet create an allowable loss. Although, when viewed separately, the options created exempt gains and allowable losses, they did not when viewed together as a composite transaction. HMRC (2012) described the scheme as “an artificial, circular, self-cancelling scheme designed with no purpose other than to avoid tax” and it was ultimately outlawed.

The first economic studies relating to tax compliance (e.g. Allingham & Sandmo, 1972; Srinivasan, 1973; Yitzhaki, 1974; Christiansen, 1980) utilised a general economic model of crime owing to Becker (1968). As this model lends itself much more readily to tax evasion (which is a crime) than tax avoidance (which is not outright illegal), these studies neglect the possibility of tax avoidance altogether. The economic literature that followed has largely retained this bias, even though, in many countries, it seems likely that loss of tax revenue due to avoidance activity is significant. For instance, according to Cobham (2005), developing

---

<sup>1</sup> This article was previously published in *The Routledge Companion to Tax Avoidance Research* (Abingdon: Routledge, 2017); see Gamannossi degl'Innocenti and Rablen (2017). Acknowledgements: We are grateful to two anonymous referees, Andrea Vindigni, Chris Hutcheon, and participants at the TARC Workshop on Tax Avoidance (London), the 4<sup>th</sup> Annual TARC Workshop (Exeter) and the 29<sup>th</sup> SIEP Conference (Catania) for helpful comments. Gamannossi degl'Innocenti gratefully acknowledges financial support from the Ministero dell'Istruzione, dell'Università e della Ricerca (cycle XXVIII) and from the European Commission (Erasmus mobility grant 2015-1-IT02-KA103-013713/5). This paper was written while Gamannossi degl'Innocenti was a visitor at Brunel University London, for whose hospitality he is thankful.

<sup>2</sup> Department of Economics and Tax Administration Research Centre, University of Exeter, Exeter, EX4 4PU, UK; d.gamannossi@exeter.ac.uk

<sup>3</sup> Department of Economics, University of Sheffield, Sheffield, S1 4DT, UK, and Tax Administration Research Centre, University of Exeter, Exeter, EX4 4PU, UK; m.rablen@sheffield.ac.uk

countries lose \$285 billion per year due to tax evasion and tax avoidance. Estimates provided by the UK tax authority put the value of tax avoidance at £2.7 billion, compared to £4.4 billion for tax evasion (HMRC, 2015).

One of the chief lines of enquiry for economists has been to study how a tax authority can collect a given amount of income tax revenue at minimum enforcement cost, when taxpayers can illegally under-report their true income. The instruments potentially available to the tax authority to achieve this objective are: (i) a tax function, which associates a tax liability to each level of income; (ii) a penalty function, which associates a level of penalty to each level of evaded tax; and (iii) an audit function, which associates a probability of audit to each level of reported income.

As in much of the literature, we focus on the audit function by exogenously assuming the form of the penalty and/or tax functions. This is justified if (i) the entity that sets the audit function (the tax authority) does not have discretion over fiscal policy and (ii) the setting of penalties is highly constrained. In practice, both of these conditions usually hold: the design of the tax function is typically seen as a *policy* matter to be determined by the Treasury (whereas the collection of tax is seen as an *operational* matter), while the penalty function is fixed in legislation (making it costly to change) and is bounded in its severity by the requirement that it be proportional to the perceived seriousness of the crime. Sanchez and Sobel (1993) assume that taxpayers are risk neutral, that the penalty rate on undeclared tax is constant, and that the tax function is given. They give general conditions under which tax revenue is most efficiently collected, as follows: taxpayers reporting an amount of income above a threshold amount are audited with probability zero, while taxpayers reporting an amount of income below the threshold are audited with a probability that is just sufficient that they will choose to report their income truthfully.<sup>4</sup> Given this audit probability function, all taxpayers with true income above the threshold amount declare exactly the threshold amount, and so pay the same amount of tax. Accordingly, the “effective” tax function (after taking into account the non-payment of tax due to under-reporting) becomes flat above the threshold declaration amount.

Another strand of literature assumes that a unified entity can simultaneously set the audit, penalty and tax functions. In this setting, Chander and Wilde (1998) show that, if taxpayers are risk neutral and fines are maximal, the effective tax function is regressive and the audit function is non-increasing. Marhuenda and Ortuño-Ortín (1994) show that these results continue to hold for a range of other (exogenously imposed) penalty functions. Chander (2007) generalises these results to a particular class of risk averse preferences.<sup>5</sup> Few other general results exist, however: for instance, Mookherjee and Png (1989) show that the introduction of risk aversion can imply that the audit function is not always non-increasing in the amount of income declared.

In this paper, we investigate how accounting for the ability of individuals to avoid tax, as well as to evade tax, alters the conclusions for optimal enforcement of models in which only tax evasion is possible. In our model, individuals can engage in tax evasion by under-reporting their income, but can also, at a cost, participate in a tax avoidance scheme that permits them to further lower reported income. In addition to the financial cost of avoidance, both forms of non-compliance are assumed, when detected, to impose psychic harm in the form of a social stigma cost. The nature of the avoidance scheme is not unambiguously prohibited by law, but is unacceptable to the tax authority. Accordingly, if the tax authority learns of the scheme, it will

---

<sup>4</sup> Earlier contributions that arrived at the conclusion of an audit threshold under less general assumptions include Reinganum and Wilde (1985), Scotchmer (1987) and Morton (1993).

<sup>5</sup> See, however, Hindriks (1999) for situations in which the regressivity of the tax function is reversed.

move to outlaw it ex-post. If a taxpayer is audited, the tax authority observes whether they are using a tax avoidance scheme and also the extent of any tax evasion. The taxpayer is fined on the evaded tax, but the tax authority has no grounds to impose a fine on the avoided tax (it can only take measures to outlaw the scheme and then recover the tax owed on the avoided income). In this context, we characterise the audit function first for a linear penalty function, and later for a general penalty function. The tax authority can condition its audit function only on the amount of income declared; it does not observe the amount of non-compliance, or how it is split between evasion and avoidance. We therefore look for a taxpayer such that, if this taxpayer (weakly) prefers to report truthfully rather than hide an amount of income, then all other taxpayers will also wish to report truthfully.

We find that, if the penalty function is linear or strictly concave then, irrespective of the tax function, it holds that (i) if the wealthiest taxpayer is induced to report honestly, so will all other taxpayers; and (ii) at every income declaration,  $x$ , enforcement must be just sufficient that the wealthiest taxpayer does not wish to evade the amount of income  $w - x$  (if evasion is more attractive than avoidance), or does not wish to avoid the amount of income  $w - x$  (if avoidance is more attractive than evasion). That is, if the tax authority enforces to the point where “pure” evasion/avoidance becomes unattractive then mixtures of evasion and avoidance will also be unattractive. On the other hand, if the penalty function is convex (the marginal rate of penalty is increasing), it is possible that the focus of enforcement is not the wealthiest taxpayer, but rather a taxpayer with intermediate wealth. The level of wealth of this critical taxpayer is an increasing function of income declared, implying that the focus of enforcement is on lower wealth individuals at lower levels of declared income, and on higher wealth individuals at higher levels of declared income. It also becomes possible that taxpayers prefer engaging simultaneously in evasion and avoidance over pure strategies. When this is so, the optimal mix of avoidance and evasion moves in favour of avoidance as reported income decreases, as the competitiveness of the market for avoidance schemes increases, and as the social stigma associated with tax non-compliance falls.

In all cases, we find the audit function to be a non-increasing function of declared income. When enforcement is predicated on the wealthiest taxpayer, the audit function is strictly decreasing in declared income. The function is shifted upwards by an increase in wealth (of the wealthiest taxpayer), and shifted downwards by a steepening of penalties, an increase in the social stigma attached to tax non-compliance and a lessening of competition in the market for avoidance schemes. When the focus of enforcement is not the wealthiest taxpayer, however, the audit function becomes independent of declared income and of the competitiveness of the market for avoidance. By analysing the audit function under example progressive and regressive tax functions, we find that, as in Chander and Wilde (1998), less enforcement is required to achieve truth-telling under a regressive tax than under a progressive tax. Stronger risk aversion shifts the audit function downwards, with larger downward movements for lower values of reported income.

We also find that an increase in marginal rates of tax stimulates incentives for non-compliance, such that the audit function must shift upwards to maintain truthful reporting. This is the opposite of the finding of Yitzhaki (1974), in which the incentives to be non-compliant diminish as marginal tax rates increase. The difference in predictions is of interest, as Yitzhaki’s finding is counter-intuitive and at variance with most empirical evidence. Whereas taxpayers can only evade in Yitzhaki’s model, they can also avoid in our model. We find that the incentives to avoid unambiguously increase following an increase in marginal tax rates, so even though the incentives for evasion may worsen, the tax system becomes more costly to enforce, and compliance falls unless enforcement is stiffened.

This article adds to the small, but growing, economic literature that models the tax avoidance choice (Alm, 1988; Alm & McCallin, 1990; Alm et al., 1990; Cowell, 1990). Like us, Alm and McCallin (1990) describe avoidance as a risky asset owing to the possibility of effective anti-avoidance measures by the tax authority, whereas the remaining papers characterise avoidance as a riskless, albeit costly, asset. None of these contributions considers the implications for optimal auditing of tax avoidance, however.

Much of the remaining literature on tax avoidance, however, is concerned with whether income tax has “real” effects upon labour supply or simply leads to changes in the “form” of compensation (e.g. Slemrod & Kopczuk, 2002; Piketty, Saez, & Stantcheva, 2014; Slemrod, 1995, 1996, 2001; Uribe-Teran, 2015). Feldstein (1999) finds that accounting for tax avoidance significantly increases estimates of the implied deadweight loss of income taxation. Fack and Landais (2010) show that the response of charitable deductions to tax rates is concentrated primarily along the avoidance margin (rather than the real contribution margin), while Gruber and Saez (2002) show that the elasticity of a broad measure of income is notably smaller than the equivalent elasticity for taxable income, suggesting that much of the response of taxable income comes through deductions, exemptions and exclusions. In these studies, the term “tax avoidance” typically refers to all form-changing actions that reduce a tax liability.<sup>6</sup> This definition overlaps with ours, but is broader, in the sense that it also includes actions that fall into our notion of tax planning. By this broader definition, Lang et al. (1997) estimate that tax avoidance costs the German exchequer an amount equal to around 34 percent of income taxes paid.

The plan of the article is as follows: the “Model” section outlines the model; the main analysis is performed in the “Analysis” section; and a range of extensions are considered in the “Extensions” section. The final section concludes the paper. All proofs are in the Appendix.

## MODEL

A taxpayer has an income (wealth)  $w$ ;  $w$  differs among individuals on the support  $[0, \bar{w}]$ , where  $\bar{w} > 0$ . Each taxpayer faces a tax on income  $w$  given by  $t(w)$ , satisfying  $t(w) < w$  and  $t' \geq 0$ . Taxpayers behave as if they maximise expected utility, where utility is denoted by  $U(z)$ , with  $U' > 0$  and  $U'' \leq 0$ . A taxpayer’s true income  $w$  is not observed by the tax authority, but the taxpayer must declare an amount  $x \in [0, w]$ . A taxpayer can choose to illegally evade an amount of income  $E$  and to avoid paying tax on a further amount of income  $A$ , where  $x = w - E - A$ .

Evasion is financially costless, but avoidance technology is bought in a market in which “promoters” sell avoidance schemes to “users”.<sup>7</sup> A common feature of this market is the “no saving, no fee” arrangement, under which the price received by a promoter is linked to the amount by which their scheme stands to reduce the user’s tax liability. Although systematic information regarding the precise contractual terms upon which avoidance schemes are typically sold is scarce, we understand from a detailed investigation in the UK that, for the majority of mass-marketed schemes, the fee is related to the reduction in the annual theoretical tax liability of the user, not the ex-post realisation of the tax saved (Committee of Public Accounts, 2013). This implies, in particular, that the monetary risks associated with the possible

<sup>6</sup> For a detailed discussion of these “form-changing” actions see, e.g., Stiglitz (1985), and Slemrod and Yitzhaki (2002).

<sup>7</sup> For analyses of the market for tax advice see, e.g., Reinganum and Wilde (1991), and Damjanovic and Ulph (2010).

subsequent detection and termination of a tax avoidance scheme are borne by the user.<sup>8</sup> Accordingly, we assume that the promoter's fee is a proportion  $\phi \in (0,1)$  of the tax saving accruing from the scheme. In this way,  $\phi$  may be interpreted as measuring the degree of competition in the market for tax avoidance schemes, with lower values of  $\phi$  indicating the presence of stronger competitive forces. When a taxpayer is simultaneously evading and avoiding, the tax saving accruing to the avoidance scheme is not always unambiguous, however. To see this, note that the total tax underpayment of a taxpayer is given by  $t(w) - t(x)$ . This can be decomposed in two ways: one decomposition is to assign  $t(w) - t(w - E)$  to be the evaded tax, and  $t(x + A) - t(x)$  to be the avoided tax, but an alternative taxonomy is to assign  $t(x + E) - t(x)$  to be the evaded tax and  $t(w) - t(w - A)$  to be the avoided tax. These alternative approaches are equivalent if the tax function is assumed to be linear, but are distinct otherwise. As our results are not especially sensitive to which of these conventions is adopted, however, we adopt the first of these decompositions in our baseline specification. Hence, we may write the total fee paid by the taxpayer<sup>9</sup> to the promoter as  $\phi[t(x + A) - t(x)]$ .

We adopt a principal-agent approach in which the principal can commit to an audit and penalty function which taxpayers then take as given. Though important, as in many other contexts, we do not address the issue of how the principal can make these commitments.<sup>10</sup> A taxpayer reporting income  $x$  is audited with probability  $p(x)$ . If audited,  $E$  and  $A$  are observed. A taxpayer must then make a payment  $f(t(w) - t(w - E))$  on account of the amount of evaded tax, where  $f(0) = 0$  and  $f' > 1$  (which, together, imply  $f(k) > k$  for  $k > 0$ ). The taxpayer cannot be fined on the avoided tax, however. The tax authority mounts a (successful) legal challenge to the avoidance scheme, giving the tax authority the right to reclaim the tax owed. Thus, instead of paying  $t(x)$ , the taxpayer must pay  $t(x + A)$ .

The experiments of Baldry (1986) provide compelling evidence that the non-compliance decision is not just a simple gamble. This can be rationalized by introducing an additional cost into the decision. This cost can be financial (Chetty, 2009; Lee, 2001) or psychic. We adopt a psychic cost interpretation, where the psychic cost is identified as the social stigma associated with being caught performing activities that either abuse the spirit of the law, or outright violate it. Other models to allow for costs due to social stigma include: al-Nowaihi and Pyle (2000), Benjamini and Maital (1985), Dell'Anno (2009), Dhimi and al-Nowaihi (2007), Gordon (1989), and Kim (2003). Social stigma is incurred when  $A + E (= w - x) > 0$  and the taxpayer is audited. Specifically, in the audit state of the world, we write

$$S(w - x) = \begin{cases} 0 & \text{if } x = w; \\ s > 0 & \text{otherwise.} \end{cases}$$

One might think that the stigma cost, as well as having a fixed component, might also have a component that increases in the total amount of non-compliance ( $A + E$ ). We shall allow for this possibility in Section 4 as an extension to the baseline model.<sup>11</sup> It might also be argued that the social stigma associated with avoidance and evasion differ. For instance, Kirchler et al.

<sup>8</sup> It is apparent that such arrangements give promoters incentives to misrepresent the level of risk involved in particular schemes. Consistent with this point, the Committee of Public Accounts (2013, p. 11) indeed finds evidence of such mis-selling.

<sup>9</sup> The cost of the avoidance scheme is assumed not to be deductible from income tax for analytical tractability.

<sup>10</sup> Reinganum and Wilde (1986), and Erard and Feinstein (1994) study the case of the principal not being able to make commitments.

<sup>11</sup> A further line of literature (see, e.g., Hashimzade et al., 2014; 2015; 2016; Myles and Naylor, 1996) relates social stigma to the prevalence of non-compliance among taxpayers. We do not explore this route here, but offer it as a possible avenue for future research.

(2003) find socially positive attitudes towards tax avoidance (but socially negative attitudes towards tax evasion) among students, fiscal officers and small business owners in Austria. Recent poll evidence for the UK, however, suggests that evasion and avoidance are viewed similarly (Stone, 2015). Given the mixed evidence, and that public attitudes may well vary over time, assuming that social stigma is associated equally with avoidance and evasion seems reasonable.

A taxpayer's expected utility is therefore given by

$$EU = [1 - p(x)]U^n + p(x)U^a, \quad (1)$$

where  $U^n$  is a taxpayer's utility in the state in which they are not audited and  $U^a$  is a taxpayer's utility in the state in which they are audited. We then write  $U^n \equiv U(w^n)$  and  $U^a \equiv U(w^a) - S(w - x)$ , where  $\{w^a, w^n\}$  are, respectively, a taxpayer's wealth in the audit and non-audit states. Note that, owing to the equality  $x = w - E - A$ , we can write  $w^a$  and  $w^n$  as either functions of  $\{x, A, w\}$  or of  $\{E, A, w\}$ . As each formulation yields separate insights, we define both here. In the former case, we have:

$$\begin{aligned} w^n(x, A, w) &= w - t(x) - \varphi[t(x + A) - t(x)]; \\ w^a(x, A, w) &= w - t(x + A) - f(t(w) - t(x + A)) - \varphi[t(x + A) - t(x)]; \end{aligned}$$

and, in the latter, we have

$$\begin{aligned} w^n(A, E, w) &= w - t(w - A - E) - \varphi[t(w - E) - t(w - A - E)]; \\ w^a(A, E, w) &= w - t(w - E) - f(t(w) - t(w - E)) - \varphi[t(w - E) - t(w - A - E)]. \end{aligned}$$

We adopt the standard assumption of *limited liability*, whereby the tax and fine payments of a taxpayer cannot exceed their wealth  $w$ . Accordingly, to ensure that the limited liability condition always holds, we assume  $w^a(x, A, w) > 0$ , a necessary condition for which is that  $w \geq f(t(w))$ .

A *mechanism* for the tax authority consists of a set of possible income reports  $M \in [0, w]$ , a tax function  $t(\cdot)$ , an audit function  $p(\cdot)$ , and a penalty function  $f(\cdot)$ . In this article, we focus only on *incentive compatible* mechanisms, i.e. mechanisms that induce all taxpayers to report truthfully. The standard justification for this approach is the *revelation principle*: when this holds then, for any feasible mechanism, one can find an equivalent mechanism that induces taxpayers to report truthfully (see, e.g. Myerson, 1979; 1982; 1989). Chander and Wilde (1998) show that the revelation principle applies when the tax authority has unfettered ability to choose the tax and audit functions, while the penalty function is only constrained to be bounded above. Unfortunately, penalty functions of this type deviate significantly from those observed in practice, as the penalty for under-reporting by any amount, no matter how small, is extreme. As noted by Cremer and Gahvari (1995), however, adopting more appealing but exogenously given penalties implies that one can no longer rely on the revelation principle. Whereas most of the literature has implicitly opted for tractability over realism, here we follow the lead of Marhuenda and Ortuño-Ortín (1994) in considering a setting in which the revelation principle does not hold. Implicitly, therefore, we restrict attention to the set of mechanisms that are payoff equivalent to the set of incentive compatible mechanisms we consider here. Our focus shall be

primarily on the shape of the audit function for a given penalty and tax function. Accordingly, we do not allow the tax authority to choose the latter two functions.

The utility when reporting truthfully (honestly) is  $U^h \equiv U(w^h)$ , where  $w^h = w - t(w)$ . In order that the mechanism be incentive compatible, a taxpayer must never receive a utility higher than  $U(w^h)$  when reporting  $x < w$ . This implies that

$$p(x; A, w) \geq \frac{U^n - U^h}{U^n - U^a} \text{ for all } A \in [0, w - x], x \in [0, w] \text{ and for all } w. \quad (2)$$

Performing an audit costs the tax authority an amount  $c > 0$ . Given this, a revenue maximising scheme will always minimise  $p(x; A, w)$  subject to the condition in (2) holding. It follows that, at an optimum, (2) must bind, so

$$p(x; A, w) = \begin{cases} \frac{U^n - U^h}{U^n - U^a} = \frac{t(w) - t(x) - \varphi[t(A+x) - t(x)]}{f(t(w) - t(A+x)) + t(A+x) - t(x) + s} & \text{if } x < w; \\ 0 & \text{if } x = w. \end{cases} \quad (3)$$

The restriction  $p(x; A, w) \leq 1$  necessarily holds as  $U^h \geq U^a$ . When  $x = w$  the definition of  $p(x; A, w)$  becomes arbitrary, for the condition in (2) must hold for any  $p(x)$ . In setting  $p(w; A, w) = 0$  we follow Chander (2007, p. 325). In what follows, we define  $p(w; A, w)$  on the interval  $x < w$  unless it is explicitly stated otherwise. Note that in (3) the tax function always appears in the form  $t(v_1) - t(v_2)$ , with the implication that the audit function is independent of the *level* of the tax function (any vertical shift of  $t(\cdot)$  must cancel). Accordingly, it is without loss of generality that we set  $t(0) = 0$ .

The tax authority cannot, however, utilise  $p(x; A, w)$  as it observes  $x$ , but not  $A$  or  $w$ . Instead, the tax authority must choose  $p(x)$  such that, for each  $x$ , reporting is truthful for all feasible  $A$  and  $w$ . Accordingly, we then define  $p(x)$  as

$$p(x) = \max_{A, w} p(x; A, w).$$

The arguments of  $A$  and  $w$  that maximise  $p(x; A, w)$  we write as  $A^* = \operatorname{argmax}_A p(x; A, w^*)$  and  $w^* = \operatorname{argmax}_w p(x; A^*, w)$ .

## ANALYSIS

We start by considering the special case in which taxpayers are risk neutral ( $U'' = 0$ ), while the case of risk aversion ( $U'' < 0$ ) will be considered in the Extension Section. Initially, we shall not restrict the form of the tax function, but will, instead, restrict the penalty function to be linear:  $f(k) = [1 + h]k$ ,  $h > 0$ . In this way, we obtain a very simple version of the model that provides ready intuitions.

**Proposition 1** *If the penalty function is linear then*

$$p(x) = \begin{cases} \frac{[1 - \phi][t(\bar{w}) - t(x)]}{t(\bar{w}) - t(x) + s} & \text{if } \phi < \hat{\phi}; \\ \frac{t(\bar{w}) - t(x)}{f(t(\bar{w}) - t(x)) + s} & \text{if } \phi > \hat{\phi}. \end{cases} \quad (4)$$

where

$$\hat{\phi} = \frac{h[t(w) - t(x)]}{s + [1 + h][t(w) - t(x)]}.$$

According to Proposition 1, the predictions of the linear model hinge on the value of  $\phi$ : when  $\phi < \hat{\phi}$  avoidance carries a higher expected return than evasion, and when  $\phi > \hat{\phi}$  the reverse holds. Thus, when the market for avoidance schemes is sufficiently competitive ( $\phi < \hat{\phi}$ ), it is sufficient to incentivise truthful reporting by all taxpayers that the wealthiest taxpayer does not wish to avoid all of their income. This holds irrespective of the shape of the tax function. If, however,  $\phi > \hat{\phi}$ , evasion is more attractive than avoidance to taxpayers. In this case, it is sufficient to incentivise truthful reporting that the wealthiest taxpayer does not wish to evade all of their income.

The form of  $p(x)$  in (4) applies more generally whenever  $A^*$  takes corner values and  $w^* = \bar{w}$  (not only when the penalty function is linear). It transpires that a corner solution necessarily arises when  $f'' \leq 0$ , and may also arise when  $f'' > 0$  under further conditions. We now analyse the comparative statics properties of  $p(x)$  in (4).

**Proposition 2** *In an equilibrium in which  $A^* \in \{0, w - x\}$  and  $w^* = \bar{w}$  then the comparative statics of  $p(x)$  are given as in columns 1 and 2 of Table 1.*

Proposition 2 is most readily understood with respect to the expected marginal returns to evasion and avoidance. The expected return to the gamble of reporting  $x < w$  (rather than  $w$ ) is given, for a fixed  $p$ , by

$$R(A, E) = p[w^c(A, E, w) - s] + (1 - p)w^n(A, E, w) - w^h(w) \quad (5)$$

In the formulation in (5), we retain  $A$  and  $E$ , by suppressing  $x$ . This allows us to consider, for example, the effect of moving  $A$  holding  $E$  constant (with  $x$  adjusting to maintain the equality  $x = w - E - A$ ). As taxpayers are risk neutral, it must hold that  $R(A^*, E^*) = 0$ , for if  $R(A^*, E^*) > 0$  incentive compatibility is violated, and if  $R(A^*, E^*) < 0$ , the tax authority could achieve



truth-telling at a lower cost. From (5), the expected marginal benefit to, respectively,  $E$  and  $A$  (for a fixed  $p$ ) are therefore given by

$$\frac{\partial R}{\partial A} = (1 - p - \phi)t'(w - A - E); \quad (6)$$

$$\frac{\partial R}{\partial E} = \frac{\partial R}{\partial A} - \{p[f' - 1] - \phi\}t'(w - E). \quad (7)$$

The corner solution  $A^* = 0$  arises when  $\partial R/\partial E > \partial R/\partial A$  for all  $A$  and the corner solution  $A^* = w - x$  when  $\partial R/\partial A > \partial R/\partial E$  for all  $A$ . As the  $p(x)$  in Proposition 2 is predicated on requiring the wealthiest taxpayer to report truthfully, it is responsive to changes in  $\bar{w}$ . In particular, when  $A^* = 0$ , if the wealthiest taxpayer chooses to evade an incremental increase in their income in full, the effect on the expected return to evasion is given by

$$\frac{\partial R}{\partial w} \Big|_{x=\text{const.}} = [1 - pf'(t(\bar{w}) - t(\bar{w} - E))]t'(\bar{w}).$$

Note by inspection of (4) that at the corner solution  $A^* = 0$ , it holds that  $p < [f'(t(\bar{w}) - t(x))]^{-1}$ , so  $1 - pf'(t(\bar{w}) - t(\bar{w} - E)) > 0$ . It follows that  $\partial R/\partial \bar{w} \Big|_{x=\text{const.}} > 0$ , so the probability of audit must necessarily rise to maintain a zero expected return to non-compliance. If  $A^* = w - x$  instead, if the wealthiest taxpayer chooses to avoid in full an incremental increase in their income, the effect on the expected return to avoidance is given by

$$\frac{\partial R}{\partial w} \Big|_{x=\text{const.}} = [1 - p - \phi]t'(\bar{w}).$$

By inspection of (4), at the corner solution  $A^* = w - x$ , it holds that  $p < 1 - \phi$ , so necessarily  $\partial R/\partial \bar{w} \Big|_{x=\text{const.}} > 0$ . Again, the probability of audit must rise to preserve a zero expected return. Hence, whichever corner solution for  $A$  applies, the audit function is increasing in the wealth of the wealthiest taxpayer. As it is gainful to the wealthiest taxpayer to increase evasion (when  $A^* = 0$ ) and avoidance (when  $A^* = w - x$ ), it follows that to discourage the taxpayer from reporting low values of  $x$  requires more enforcement activity than does discouraging the reporting of higher values, hence the audit function is decreasing in reported income.

When the avoidance market is sufficiently competitive that avoidance is a superior instrument to evasion in reducing a taxpayer's liability (i.e.,  $\partial R/\partial A > \partial R/\partial E$ ), a further increase in the competitiveness of the market for avoidance schemes (a fall in  $\phi$ ) induces the wealthiest taxpayer to wish to avoid more, and forces  $p(x)$  to shift upwards to maintain truth-telling. When, however, the avoidance market is sufficiently uncompetitive that, in any case, avoidance is unappealing (relative to evasion) as a means of reducing one's tax liability, the audit function becomes independent of  $\phi$ . Similarly, a multiplicative shift in the penalty function (which increases the marginal rate of penalty by a fixed proportion) only affects  $p(x)$  when the wealthiest taxpayer wishes to evade rather than to avoid. In this case, evasion becomes more costly at the margin, thereby relaxing the truth-telling constraint. We also see that an increase in social stigma results in a fall in the attractiveness of both evasion and avoidance, allowing  $p(x)$  to shift downwards while maintaining honest reporting.

A proportional increase in marginal tax rates (a multiplicative shift of the tax function such that  $t(\bar{w}) - t(x)$  increases for every  $x$ ) increases both the expected benefits and costs of evasion and avoidance, making its effect difficult to anticipate with intuition alone. In the absence of

avoidance, it is well-known that the standard model of tax compliance of Yitzhaki (1974) predicts that an increase in the marginal tax rate decreases the incentive to evade, which implies (in a model without avoidance) that the tax authority would therefore be able to shift the audit function downwards while still achieving truthful reporting. In columns 1 and 2 of Table 1, we observe the opposite result: as marginal tax rates increase, the audit function increases. To understand this result, first consider the corner solution  $A^* = 0$ . Here, what is crucial is how the expected return to evasion responds to a multiplicative shift of the tax function. As  $t(0) = 0$ , a multiplicative shift can equally be thought of as an anti-clockwise pivot of  $t(\cdot)$  around the origin (intercept). Hence, we may write  $t(\cdot)$  as  $\varepsilon t(\cdot)$ , and then consider  $\lim_{\varepsilon \rightarrow 1} \frac{\partial R}{\partial \varepsilon} |_{A=0}$

$$\lim_{\varepsilon \rightarrow 1} \frac{\partial R}{\partial \varepsilon} |_{A=0} = [t'(w) - t'(w - E)] [1 - pf'(t(w) - t(x))] > 0.$$

Hence, when  $A^* = 0$ , evasion is made more attractive by stiffening marginal tax rates. When  $A^* = w - x$ , it is instead crucial how the expected return to avoidance responds to a multiplicative shift of the tax function. We have:

$$\lim_{\varepsilon \rightarrow 1} \frac{\partial R}{\partial \varepsilon} |_{A=w-x} = [1 - p - \phi] [t(w) - t(w - A)] > 0, \tag{8}$$

which implies that the audit function must shift upwards to restore the expected return to zero. Noting from (6) that  $1 - p - \phi > 0$  is the condition for avoidance to be gainful in expectation, (8) implies that, when avoidance is gainful in expectation, a multiplicative shift of the tax function will increase the expected return to avoidance.

Having established that a linear penalty function always leads to a corner  $A^*$ , we now examine the case in which the penalty function is kept general. In particular, we are interested in understanding the conditions under which  $A^* \in (0, w - x)$ . An alternative approach to differentiating  $p(x; A, w)$  directly (as we did above) is to exploit the observation that  $R(A^*, E^*) = 0$ . The implicit function theorem (IFT) then implies that (10) and (11) can also be rewritten more generally as

$$\frac{\partial p(x; A, w)}{\partial z} = \frac{\left[ \frac{\partial w^a}{\partial z} - \frac{\partial w^n}{\partial z} \right] p(x; A, w) + \frac{\partial w^n}{\partial z} - \frac{\partial w^h}{\partial z}}{w^n - w^a + s}; \quad z \in \{A, w\}, \tag{9}$$

giving

$$\frac{\partial p(x; A, w)}{\partial A} = \frac{\{p(x; A, w)[f' - 1] - \phi\}t'(x + A)}{w^n - w^a + s}, \tag{10}$$

$$\frac{\partial p(x; A, w)}{\partial w} = \frac{[1 - p(x; A, w)f']t'(w)}{w^n - w^a + s}. \tag{11}$$

Using (10), at a stationary point for  $A$ , we have

$$p(x; A^*, w) = \frac{\phi}{f' - 1}, \tag{12}$$

and, from (11), at a stationary point for  $w$ , we have

$$p(x; A, w^*) = \frac{1}{f'}. \quad (13)$$

To verify when these define a maximum, we use (10) and (11) to compute the second derivatives at a stationary point as

$$\frac{\partial^2 p(x; A, w)}{[\partial A]^2} \Big|_{\frac{\partial p(x; A, w)}{\partial A} = 0} = - \frac{p(x; A, w) [t'(x+A)]^2 f''}{w^n - w^a + s}; \quad (14)$$

$$\frac{\partial^2 p(x; A, w)}{[\partial w]^2} \Big|_{\frac{\partial p(x; A, w)}{\partial w} = 0} = - \frac{p(x; A, w) [t'(w)]^2 f''}{w^n - w^a + s}. \quad (15)$$

Inspecting equations (14) and (15), we see that their sign is the sign of  $f''$ , so for an interior maximum with respect to one or both of  $A$  and  $w$ , it must hold that  $f'' > 0$ . We now investigate the case in which  $A^* \in (0, w - x)$ :

**Lemma 1** *If*

(i)  $A^* \in (0, w - x)$  then  $p(x) f' < 1 < [1 - \phi] f'$  and  $p(x) < 1 - \phi$ ;

(ii)  $w^* \in (x + A, \bar{w})$  then  $p(x) f' = 1 > 1 - \phi$ .

Lemma 1 implies that both the expected marginal returns to avoidance and evasion must be positive when  $A^*$  is an interior value, whereas, when  $w^*$  is an interior value, it holds that  $\partial R(A, E)/\partial E = 0 > \partial R(A, E)/\partial A$ . Define  $\varepsilon_f(z) = z f'(z)/f(z)$  to be the elasticity of the penalty function with respect to evaded tax. With Lemma 1 in hand, we have the following proposition:

**Proposition 3**

(i) *If*  $A^* \in (0, w - x)$ , a necessary condition for which is that  $s > \varepsilon_f(t(\bar{w}) - t(x+A^*)) - 1$ , then

$$p(x) = \frac{\phi}{f'(t(\bar{w}) - t(x+A^*)) - 1};$$

$$w^* = \bar{w};$$

(ii) *If*  $w^* \in (x + A, \bar{w})$ , a necessary condition for which is that  $s < \varepsilon_f(t(\bar{w}) - t(x+A^*)) - 1$ , then

$$p(x) = \frac{1}{f'(t(w^*) - t(x))};$$

$$A^* = 0.$$

According to Proposition 3, the assumed level of social stigma leads to two different characterisations of optimal enforcement. For lower levels of stigma, the critical taxpayer is not

the taxpayer with the highest wealth, but this taxpayer becomes the critical taxpayer above a critical level of stigma.

The finding in part (i) of the proposition is illustrated in Figure 1. We depict  $p(x)$  in panel (a), the associated  $\{A^*, E^*, w^*\}$  in panel (b), and the expected marginal returns (denoted  $R_A$  and  $R_E$  for brevity) drawn at  $p = p(x)$  and  $E = E^*$  in panel (c). The figure is drawn for a linear tax function,  $t(v) = 0.3v$ , a quadratic penalty function of the form  $f(k) = [1.1 + k/2]k$ ,  $\phi = 0.2$ ,  $s = 3$ , and  $\bar{w} = 10$ . For  $x \in [0, \hat{x}]$   $A^*$  is interior – so  $p(x)$  is as in part (a) of Proposition 3. For  $x \geq \hat{x}$   $A^* = 0$  – so  $p(x)$  is as in Proposition 1.

In panel (a) of Figure 1, we see that  $p(x)$  is decreasing and concave in  $x$ . Consistent with Lemma 1, we see that the audit function lies below  $1/f'$ , which is itself bounded above by  $1 - \phi$ . In panel (b),  $A^*$  is initially decreasing and concave in  $x$ , and  $E^*$  is initially increasing and convex in  $x$ . In panel (c), the expected marginal return to avoidance is seen to be constant in  $x$ . This is due to the choice of a linear fine rate; more generally, it is seen from (6) that tax avoidance displays increasing/constant/diminishing marginal returns as the tax function is regressive ( $t'' < 0$ )/linear ( $t'' = 0$ )/progressive ( $t'' > 0$ ). To understand the shape of the expected marginal return to evasion, observe that the variation of the expected marginal return to evasion at different levels of evasion is given at the optimum by

$$\frac{\partial^2 R}{\partial E^2} \Big|_{\frac{\partial R(A,E)}{\partial A} = \frac{\partial R(A,E)}{\partial E}} = \frac{\partial^2 R}{\partial A^2} - p(x) [t'(w - E^*)]^2 f''.$$

As  $f'' > 0$  at an interior  $A^*$ , it must hold that  $\partial^2 R / \partial E^2 < \partial^2 R / \partial A^2$ , as seen in Figure 1.

The finding in part (ii) of the proposition ( $w^*$  interior) is illustrated in Figure 2. Figure 2 is analogous to Figure 1 but, to ensure an interior solution for  $w^*$ , we now set  $s = 0.1$ . For  $x \in [0, \hat{x}]$   $A^*$  is interior – so  $p(x)$  is as in part (ii) of Proposition 3. For  $x \geq \hat{x}$   $A^* = 0$  – so  $p(x)$  is as in Proposition 1. In Figure 2(a), we see that  $p(x)$  is initially independent of  $x$ , but falls rapidly in a concave manner after  $w^*$  reaches the upper bound  $w^* = \bar{w}$ . In this example,  $\partial w^* / \partial x = 1$  in panel (b), but we shall show that, more generally,  $\partial w^* / \partial x = t'(x) / t'(w)$ . In panel (c), we see that the expected return to avoidance is negative for all  $w$ . The variation of the expected marginal return to evasion in  $w$  is given at the optimum by

$$\frac{\partial^2 R}{\partial E \partial w} \Big|_{\frac{\partial R(A,E)}{\partial E} = 0} = -p(x) t'(w) t'(w - A - E) f''.$$

As  $f'' > 0$  at an interior  $w^*$ , it must hold that  $\partial^2 R / \partial E \partial w < 0$ , as seen in Figure 2.

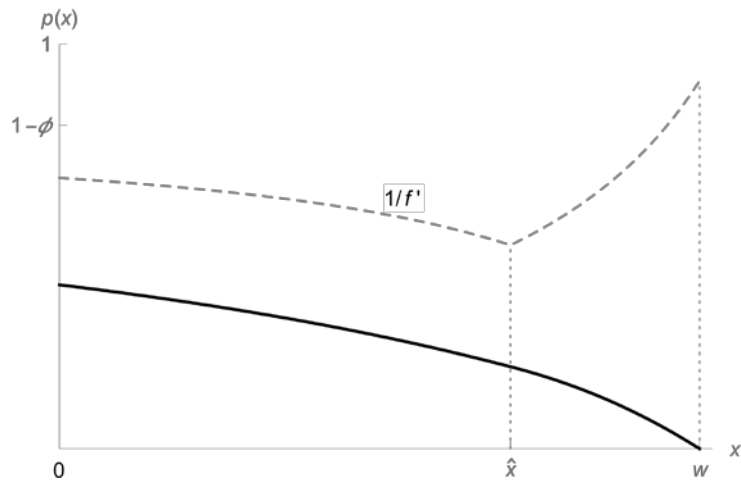


Figure 1(a): Audit function for  $A^* \in (0, w^* - x]$ .

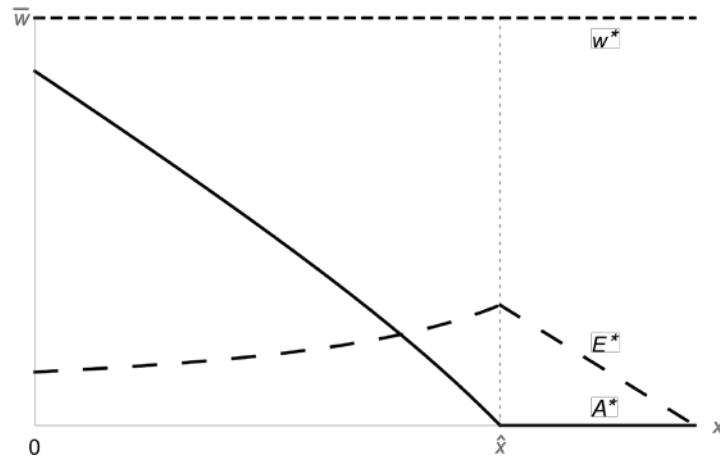


Figure 1(b):  $\{A^*, E^*, w^*\}$  for  $A^* \in (0, w^* - x]$ .

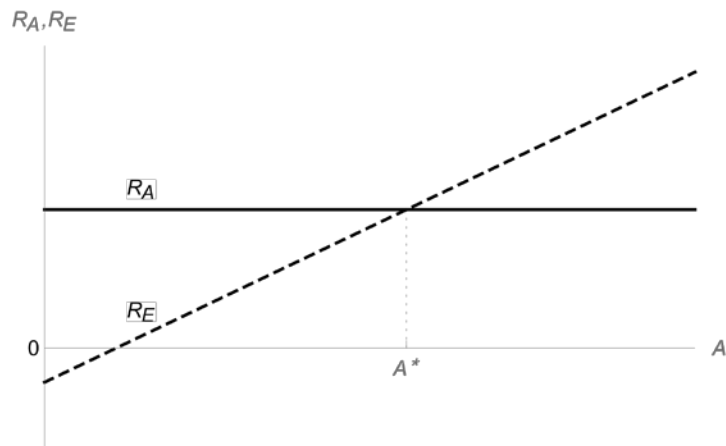


Figure 1(c): Expected marginal return to avoidance and evasion for  $A^* \in (0, w^* - x]$ .

We now formally investigate the comparative statics of the two cases analysed above:

**Proposition 4** *In an equilibrium in which either  $A^*$  or  $w^*$  takes an interior value, the comparative statics of  $\{A^*, p(x), w^*\}$  are given as in columns 3 and 4 of Table 1.*

When  $A^*$  takes an interior value, the results in Table 1 (column 3) for the comparative statics of  $p(x)$  are consistent with those obtained in Proposition 2: the audit function is a decreasing function of declared income, shifts downwards with increases in  $\phi$  and  $s$ , and shifts upwards in  $\bar{w}$ . Moreover,  $\partial A^*/\partial x$  can be written as

$$\frac{\partial A^*}{\partial x} = -1 - \frac{\{[1 - \phi]f' - 1\}t'(x)}{[w^n - w^h]t'(x + A)f''} < -1,$$

with the implication that  $E^*$  is an increasing function of  $x$  (and  $A^*/E^*$  is a decreasing function of  $x$ ). Whether  $A^*/E^*$  is an increasing or decreasing function of wealth depends on the shape of the tax function. If the tax function is progressive or linear, it can be shown that  $\partial A^*/\partial \bar{w} > 1$ , so  $E^*$  must fall, but both  $A^*$  and  $E^*$  may rise if the tax function is regressive.

When  $w^*$  takes an interior value, however, the audit function becomes independent of declared income (and this holds for any tax function). The audit function also becomes independent of  $\bar{w}$  (as it is not predicated on the wealthiest taxpayer) and of  $\phi$  (as avoidance is dominated by evasion as a means of reducing tax liability). In both types of interior optimum, a steepening of the penalty function shifts the audit function downwards.

We now return to the question of the effects of a proportional increase in marginal tax rates (a steepening of the tax function – again by means of an anti-clockwise pivot about the intercept). Matching our finding in Proposition 2 for the case of a corner solution, the findings in Table 1 predict the opposite of the Yitzhaki (1974) finding: as marginal tax rates increase, the tax authority must shift the audit function upwards to maintain truthful reporting. This finding is of note as Yitzhaki's result is not only paradoxical intuitively, but much empirical and experimental evidence finds a negative relationship between compliance and the tax rate (see, for example, Bernasconi et al., 2014, and the references therein).<sup>12</sup> In interpreting this result, it is of importance to note that the Yitzhaki (1974) model can be augmented with a constant utility cost due to social stigma – as in our model – without affecting the direction of the relationship between marginal tax rates and non-compliance.<sup>13</sup> This difference between models is not, therefore, a part of the explanation of our differing findings. Rather, the reversal of Yitzhaki's finding relies on the idea that, even in cases where evasion becomes less attractive following an increase in marginal tax rates, tax avoidance will become more attractive for sure. Thus the overall incentives for non-compliance grow, even if the incentives for evasion weaken.

We illustrate this point graphically in Figure 3a, which shows the effect on the expected marginal returns to evasion ( $R_E$ ) and avoidance ( $R_A$ ) of a multiplicative shift of a (linear) tax function.

<sup>12</sup> See also Piolatto and Rablen (2017) for a detailed analysis of Yitzhaki's finding, and when it is and is not overturned.

<sup>13</sup> If, however, social stigma is viewed as a monetary, rather than utility cost, then a negative relationship between compliance and the marginal tax rate can emerge in the Yitzhaki framework when the stigma cost is sufficiently high (see, e.g., al-Nowaihi and Pyle, 2000).

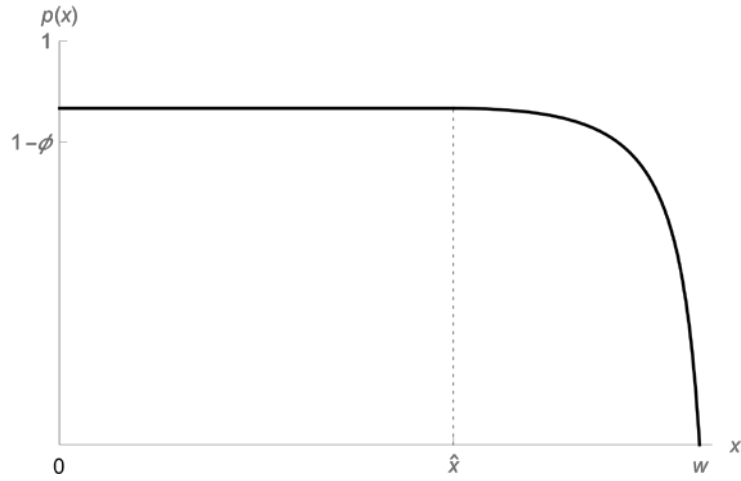


Figure 2(a): Audit function for  $w^* \in (x + A^*, \bar{w}]$ .

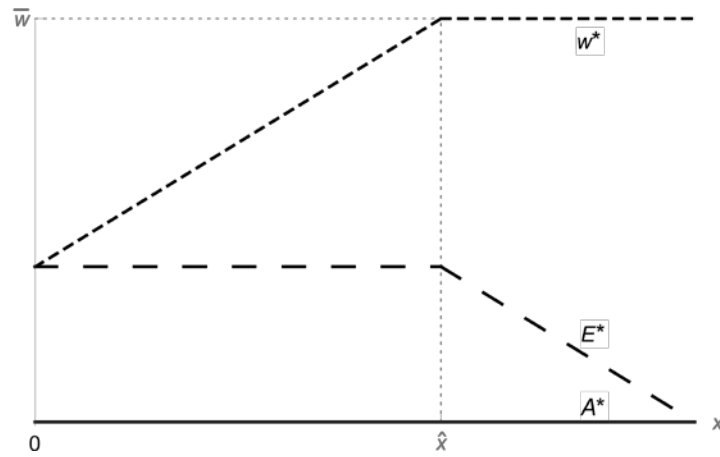


Figure 2(b):  $\{A^*, E^*, w^*\}$  for  $w^* \in (x + A^*, \bar{w}]$ .

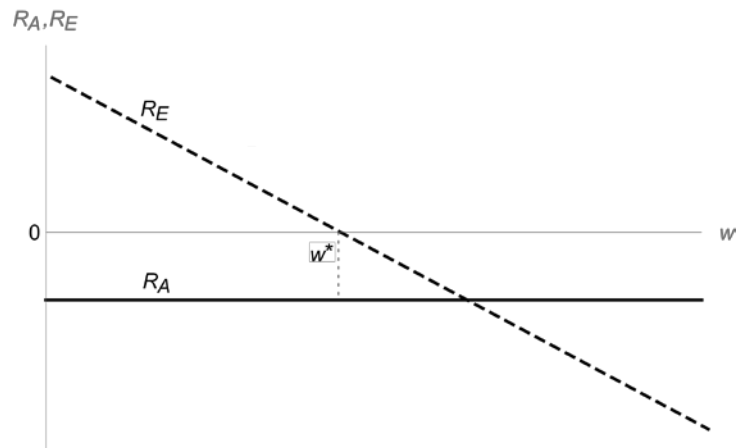


Figure 2(c): Expected marginal return to avoidance and evasion for  $w^* \in (x + A^*, \bar{w}]$ .

Specifically, we increase the marginal tax rate from  $t^- = 0.2$  to  $t^+ = 0.7$  in the model specification used in Figure 1. The increase in marginal tax rates is seen to increase the expected marginal return to avoidance, so that the overall expected marginal return to non-compliance at the optimum is increased (making  $p(x)$  higher).

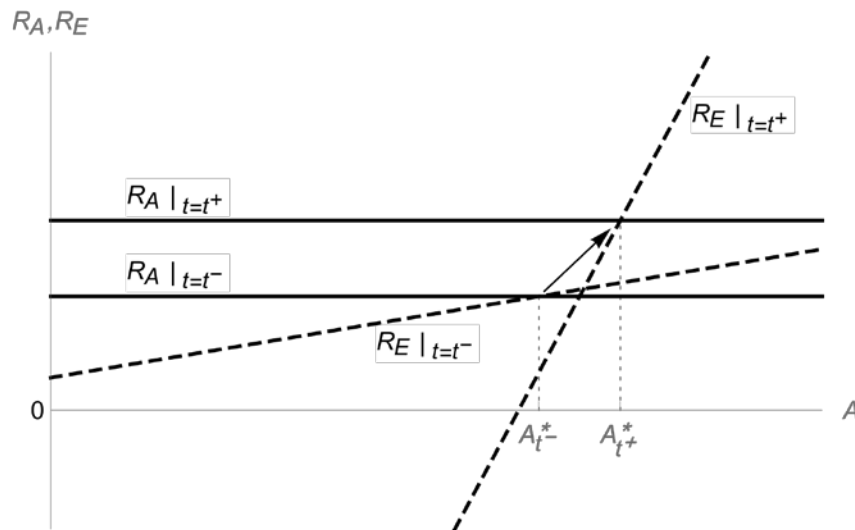


Figure 3a: Effect of a multiplicative shift in the tax function on the expected marginal return to avoidance and evasion – risk neutral case.

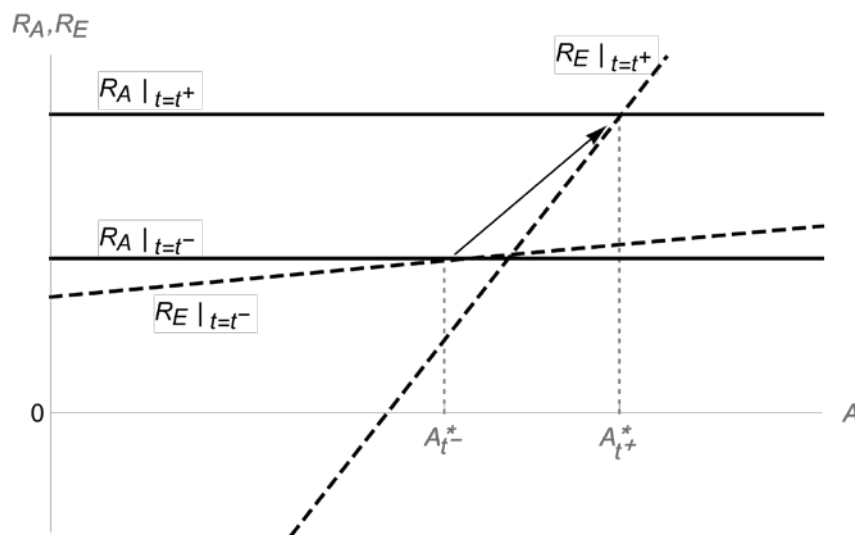


Figure 3b: Effect of a multiplicative shift in the tax function on the expected marginal return to avoidance and evasion – risk aversion case ( $U(z) = z^{2/3}$ ).

In this case, the expected marginal return to evasion does not uniformly increase or decrease but, rather, evasion becomes subject to stronger diminishing marginal returns (recall that evasion and avoidance are inversely related for a fixed  $x$ , so the amount of evasion increases from right to left in Figure 3).



## EXTENSIONS

In this section, we consider a range of realistic extensions to the model in the previous section. As, however, these extensions reduce (often substantially) the tractability of the model, we proceed here with solved examples, rather than general analytic solutions. As a key feature of our analysis is the incorporation of tax avoidance, we herein focus on the case in which the incentive compatibility constraints bind for an interior level of avoidance.

### Optimal Auditing

We now revisit the finding of Chander and Wilde (1998) that regressive tax functions are more efficient than progressive tax functions (in the sense that they cost less to enforce). In Figure 4, we show  $p(x)$  for the linear ( $t'' = 0$ ), regressive ( $t'' < 0$ ), and progressive ( $t'' > 0$ ) cases.<sup>14</sup> As in previous figures,  $A^*$  is interior for  $x < \hat{x}$  and  $A^* = 0$  for  $x \geq \hat{x}$ . We see that the audit function in the progressive case is everywhere above the audit function in the regressive case.

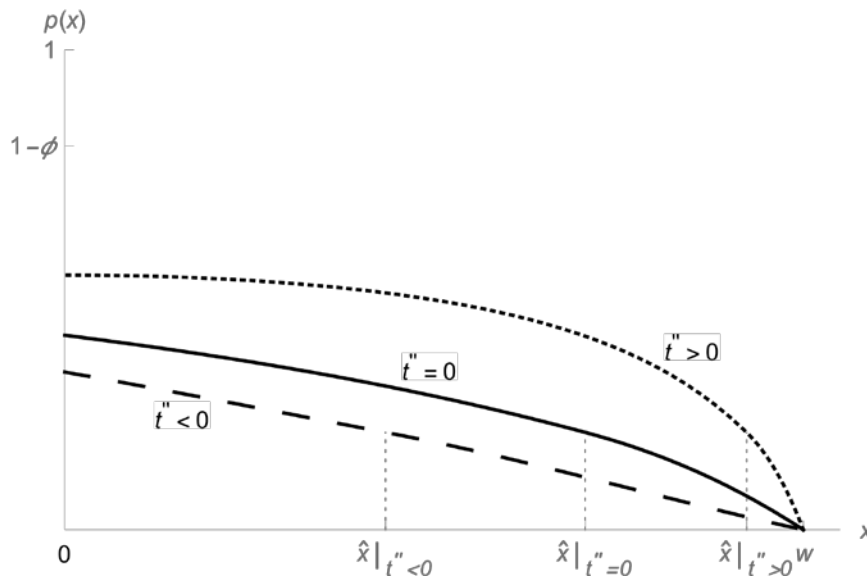


Figure 4: Audit function for a progressive, linear, and regressive tax function.

Hence, the model retains Chander and Wilde’s finding regarding the desirability of regressive taxation from an enforcement cost perspective. Our finding is not significantly altered if we instead employ the alternative formulation of the model, whereby  $t(x + E) - t(x)$  is considered the evaded tax and  $t(w) - t(w - A)$  is considered to be the avoided tax.

<sup>14</sup> The specific functions depicted are  $t(v) = 0.3v$  (linear case);  $t(x) = 0.3v - 0.01v^2$  (regressive case); and  $t(v) = 0.06v^2$  (progressive case).

### Risk Aversion

So far we have restricted the utility function to be linear. More generally, however, much evidence points towards risk aversion, which implies a utility function satisfying  $U'' < 0$ . Figure 5 illustrates  $p(x)$  when taxpayers are risk neutral ( $U(z) = z$ ) and when they are risk averse ( $U(z) = z^{2/3}$ ). The audit function under risk aversion is seen to lie everywhere below the equivalent function when taxpayers are risk neutral. To understand this finding, we apply Jensen's inequality to obtain

$$p(x)U^a + [1 - p(x)]U^n = U^h \leq U(p(x)[w^a - S] + [1 - p(x)]w^n).$$

This inequality implies that  $w^h \leq p(x)[w^a - S] + [1 - p(x)]w^n$ , which is equivalent to  $p(x) \leq [w^n - w^h]/[w^n - w^a + S]$ . Under risk neutrality, this inequality binds, so  $p(x)$  must necessarily lie below the risk neutral level when risk aversion is introduced.

Furthermore, the audit function under risk neutrality is steeper than under risk aversion. Under risk neutrality, an increase in declared income affects the taxpayer's payoff by the difference between the expected marginal return from truthful declaration and the expected marginal return of the lottery associated with under-declaration. However, if the taxpayer is risk averse, the expected marginal utility of an increase of  $x$  will also factor (positively) the reduction of risk. Hence, in the risk aversion case, the audit function is less sensitive to increases in the amount declared.

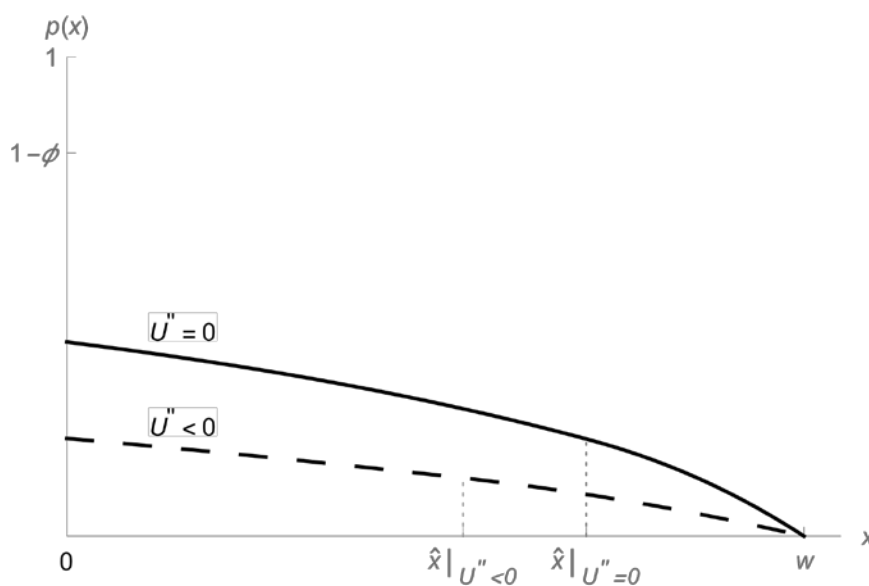


Figure 5: Effect of risk aversion.

Allowing for risk aversion – in particular, decreasing absolute risk aversion – also allows us to demonstrate that the differences in findings in our model and the analysis of Yitzhaki continue to pertain. In Figure 3b, we observe that the tendency for avoidance to become more attractive after a tax rate rise is more pronounced in the presence of risk aversion than without it.

### Variable Social Stigma

We now relax the previous assumption of a constant utility cost of social stigma by allowing for this cost to contain a variable component. We write

$$S(w-x) = \begin{cases} 0 & \text{if } x = w; \\ s + \psi[w-x] > 0 & \text{otherwise;} \end{cases}$$

where  $\psi \geq 0$ . When  $\psi = 0$ , we recover the specification of  $S(\cdot)$  used in the previous section. Figure 6 compares the audit function in the two cases: one with a constant social stigma ( $s = 3, \psi = 0$ ) and one with variable stigma ( $s = 3, \psi = 0.9$ ). As can be seen from Figure 6, the increase in  $\psi$  causes  $p(x)$  to shift downward and become flatter. While the first effect is due to the absolute increase of the stigma cost, the second one is caused by variation in the marginal stigma cost. Indeed, for a unitary increase of declared income  $x$ , the taxpayer reduces his stigma by an amount  $\psi$ , hence the reduction in the probability of audit following an increase  $x$  is smaller the higher is  $\psi$ . In this way, holding the level of stigma constant, stiffer deterrence is needed when the stigma cost is dependent on evaded liabilities so as to counteract the stigma-relieving effect of an increase in the declaration.

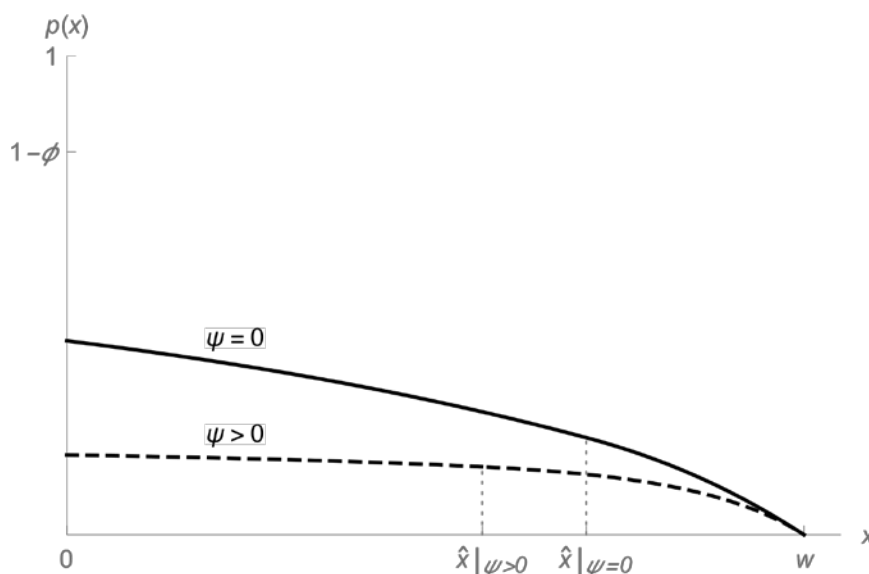


Figure 6: Effect of a variable component to social stigma.

### CONCLUSION

In this article, we investigated how accounting for the ability of individuals to avoid tax, as well as to evade tax, alters the conclusions for optimal auditing of models in which only tax evasion is possible. The nature of the avoidance activity we consider is not explicitly prohibited by law, but is unacceptable to the tax authority. Accordingly, if the tax authority learns of the avoidance, it moves (successfully in our model) to outlaw it ex-post.

Some key features of the literature that considers only evasion are preserved: we find that the

audit function is a non-increasing function of declared income and, as in Chander and Wilde (1998), less enforcement is required to enforce a regressive tax than to enforce a progressive tax. The model does, however, also yield new insights, in particular around the relationship between tax compliance and marginal tax rates. The evasion-only literature has encountered the so-called “Yitzhaki puzzle”, whereby stiffer marginal tax rates decrease incentives to be non-compliant. In our framework, however, the opposite applies: incentives to be non-compliant increase with marginal tax rates. The key to this result is that the incentives to avoid tax unambiguously increase following an increase in marginal tax rates. Thus, even though the incentives for evasion may worsen, the tax system becomes more costly to enforce, and overall compliance falls unless enforcement is stiffened.

We are also able to understand further questions, such as “which taxpayers are the most difficult (expensive) to make compliant?” and “should tax auditing be geared to preventing avoidance or evasion?”. With regard to the first question, we find that, in plausible circumstances, it is the wealthiest taxpayer who is the most difficult to make compliant. While we know of no direct empirical evidence on this matter, our result chimes with the findings of attitudinal research regarding perceptions of the compliance of the rich (e.g. Wallschutzky, 1984; Citrin, 1979). The answer to the second question depends critically on: (i) the level and shape of the penalties for evasion; and (ii) the competitiveness of the market for avoidance schemes (for this determines the share of the possible proceeds from avoidance that must be paid as a fee). If the penalty function is linear or concave then, irrespective of the tax function, a non-compliant taxpayer will engage purely in avoidance, or purely in evasion. Thus, enforcement is focussed entirely on one form of non-compliance or the other. When, however, the penalty function is convex (which seems quite likely empirically, given that smaller cases of tax evasion are typically punished through fines, but larger cases are punished through prison sentences), a non-compliant taxpayer may simultaneously want to avoid and evade tax, so enforcement must reflect both of these possibilities. We have shown that a taxpayer’s preferred mix of avoidance and evasion moves in favour of avoidance as reported income decreases, as the competitiveness of the market for avoidance schemes increases, and as the social stigma associated with tax non-compliance falls.

We close with some avenues for future research. Firstly, it would be of interest to allow for imperfect audit effectiveness, as in Rablen (2014), and Snow and Warren (2005a; 2005b), for it might be that evasion and avoidance differ in the amount of tax inspector time required to detect them. Secondly, it might also be of interest to model the market for avoidance more carefully. In practice, there are a range of providers of tax advice, ranging from those who solely offer tax planning, to those who are willing to offer aggressive (or even criminal) methods, making it important to understand the separate supply-side and demand-side effects. A last suggestion is to explore the effects of different forms of avoidance. We assume that avoidance permits some amount of income to be hidden from the tax authority, but an alternative modelling approach might be to assume that it allows some amount of income to be taxed at a lower rate.

## REFERENCES

- Allingham, M. G., & Sandmo, A. (1972). Income tax evasion: A theoretical analysis. *Journal of Public Economics*, 1(3-4), 323–338.
- al-Nowaihi, A., & Pyle, D. (2000). Income tax evasion: a theoretical analysis. In A. MacDonald & D. Pyle (Eds.), *Illicit Activity: The Economics of Crime and Tax Fraud* (249-266). Aldershot: Ashgate.
- Alm, J. (1988). Compliance costs and the tax avoidance-tax evasion decision. *Public Finance Quarterly*, 16(1), 31-66.
- Alm, J., Bahl, R., & Murray, M. N. (1990). Tax structure and tax compliance. *Review of Economics and Statistics*, 72(4), 603-613.
- Alm, J., & McCallin, N. J. (1990). Tax avoidance and tax evasion as a joint portfolio choice. *Public Finance / Finances Publiques*, 45(2), 193-200.
- Baldry, J. C. (1986). Tax evasion is not a gamble. *Economics Letters*, 22(4), 333-335.
- Becker, G. S. (1968). Crime and punishment: An economic approach. *Journal of Political Economy*, 76(2), 169-217.
- Benjamini, Y., & Maital, S. (1985). Optimal tax evasion and optimal tax evasion policy: behavioural aspects. In W. Gaertner & A. Wenig (Eds.), *The Economics of the Shadow Economy* (pp. 245-264). Berlin: Springer-Verlag.
- Bernasconi, M., Corazzini, L., & Seri, R. (2014). Reference dependent preferences, hedonic adaptation and tax evasion: Does the tax burden matter? *Journal of Economic Psychology*, 40(1), 103-118.
- Chander, P. (2007). Income tax evasion and the fear of ruin. *Economica*, 74(294), 315-328.
- Chander, P., & Wilde, L. L. (1998). A general characterization of optimal income tax enforcement. *Review of Economic Studies*, 65(1), 165-183.
- Chetty, R. (2009). Is the taxable income elasticity sufficient to calculate deadweight loss? The implications of evasion and avoidance. *American Economic Journal: Economic Policy*, 1(2), 31-52.
- Christiansen, V. (1980). Two comments on tax evasion. *Journal of Public Economics*, 13(3), 389-393.
- Citrin, J. (1979). Do people want something for nothing: public opinion on taxes and public spending. *National Tax Journal*, 32(2), 113-129.
- Cobham, A. (2005). Tax evasion, tax avoidance and development finance. QEH Working Paper Series No. 129. Oxford: University of Oxford.
- Committee of Public Accounts. (2013). *Tax Avoidance: Tackling Marketed Avoidance Schemes*. London: The Stationery Office.
- Cowell, F. A. (1990). Tax sheltering and the cost of evasion. *Oxford Economic Papers*, 42(1), 231-43.
- Cremer, H., & Gahvari, F. (1995). Tax evasion and the general income tax. *Journal of Public Economics*, 60(2), 235-249.
- Damjanovic, T., & Ulph, D. (2010). Tax progressivity, income distribution and tax non-compliance. *European Economic Review*, 54(4), 594-607.

- Dell'Anno, R. (2009). Tax evasion, tax morale and policy maker's effectiveness. *Journal of Socio-Economics*, 38(6), 988-997.
- Dhami, S., & al-Nowaihi, A. (2007). Why do people pay taxes: Expected utility theory versus prospect theory. *Journal of Economic Behavior and Organization*, 64(1), 171-192.
- Erard, B., & Feinstein, J. (1994). Honesty and evasion in the tax compliance game. *RAND Journal of Economics*, 25(1), 1-19.
- Feldstein, M. (1999). Tax avoidance and the deadweight loss of the income tax. *Review of Economics and Statistics*, 81(4), 674-680.
- Fack, G., & Landais, C. (2010). Are tax incentives for charitable giving efficient? Evidence from France. *American Economic Journal: Economic Policy*, 2(2), 117-141.
- Gamannossi degl' Innocenti, D., & Rablen, M.D. (2017). Optimal income tax enforcement in the presence of tax avoidance. In N. Hashimzade & Epifantseva, Y. (Eds.), *The Routledge Companion to Tax Avoidance Research* (pp.340-366). Abingdon: Routledge.
- Gruber, J., & Saez, E. (2002). The elasticity of taxable income: evidence and implications. *Journal of Public Economics*, 84(1), 1-32.
- Gordon, J. P. F. (1989). Individual morality and reputation costs as deterrents to tax evasion. *European Economic Review*, 33(4), 797-805.
- Hashimzade, N., Myles, G. D., Page, F., & Rablen, M. D. (2014). Social networks and occupational choice: The endogenous formation of attitudes and beliefs about tax compliance. *Journal of Economic Psychology*, 40(1), 134-146.
- Hashimzade, N., Myles, G. D., Page, F., & Rablen, M. D. (2015). The use of agent-based modelling to investigate tax compliance. *Economics of Governance*, 16(2), 143-164.
- Hashimzade, N., Myles, G. D., & Rablen, M. D. (2016). Predictive analytics and the targeting of audits. *Journal of Economic Behavior and Organization*, 124(1), 130-145.
- Hindriks, J. (1999). On the incompatibility between revenue maximisation and tax progressivity. *European Journal of Political Economy*, 15(1), 123-140.
- HMRC. (2012). *Court of Appeal Backs HMRC in Tax Avoidance Case*, NAT69/12. London: HM Revenue and Customs.
- HMRC. (2015). *Measuring Tax Gaps 2015 Edition: Tax Gap Estimates for 2013-14*. London: HM Revenue and Customs.
- Kim, Y. (2003). Income distribution and equilibrium multiplicity in a stigma-based model of tax evasion. *Journal of Public Economics*, 87(7-8), 1591-1616.
- Kirchler, E., Maciejovsky, B., & Schneider, F. (2003). Everyday representations of tax avoidance, tax evasion, and tax flight: do legal differences matter? *Journal of Economic Psychology*, 24(4), 535-553.
- Lang, O., Nöhrbaß, K. H., & Stahl, K. (1997). On income tax avoidance: the case of Germany. *Journal of Public Economics*, 66(2), 327-347.
- Lee, K. (2001). Tax evasion and self-insurance. *Journal of Public Economics*, 81(1), 73-81.
- Marhuenda, F., & Ortuño-Ortín, I. (1994). *Honesty vs. progressiveness in income tax enforcement problems*. Working paper no. 9406. Alicante: University of Alicante.
- Mookherjee, D., & Png, I. (1989). Optimal auditing, insurance, and redistribution. *Quarterly Journal of Economics*, 104(2), 399-415.

- Morton, S. (1993). Strategic auditing for fraud. *The Accounting Review*, 68(4), 825-839.
- Myerson, R. B. (1979). Incentive compatibility and the bargaining problem. *Econometrica*, 47(1), 61-74.
- Myerson, R. B. (1982). Optimal coordination mechanisms in generalized principal-agent problems. *Journal of Mathematical Economics*, 10(1), 67-81.
- Myerson, R. B. (1989). Mechanism design. In J. Eatwell, M. Milgate, and P. Newman (Eds.), *Allocation, Information, and Markets* (pp. 191-206). New York: Macmillan Press.
- Myles, G. D., & Naylor, R. A. (1996). A model of tax evasion with group conformity and social customs. *European Journal of Political Economy*, 12(1), 49-66.
- Piketty, T., Saez, E., & Stantcheva, S. (2014). Optimal taxation of top labor incomes: A tale of three elasticities. *American Economic Journal: Economic Policy*, 6(1), 230-271.
- Piolatto, A., & Rablen, M. D. (2017). Prospect theory and tax evasion: A reconsideration of the Yitzhaki puzzle. *Theory and Decision*, 82(4), 543–565.
- Rablen, M. D. (2014). Audit probability versus effectiveness: The Beckerian approach revisited. *Journal of Public Economic Theory*, 16(2), 322-342.
- Reinganum, J., & Wilde, L. (1985). Income tax compliance in a principal-agent framework. *Journal of Public Economics*, 26(1), 1-18.
- Reinganum, J., & Wilde, L. (1986). Equilibrium verification and reporting policies in a model of tax compliance. *International Economic Review*, 27(3), 739-760.
- Reinganum, J., & Wilde, L. (1991). Equilibrium enforcement and compliance in the presence of tax practitioners. *Journal of Law, Economics & Organization*, 7(1), 163-181.
- Sanchez, I., & Sobel, J. (1993). Hierarchical design and enforcement of income tax policies. *Journal of Public Economics*, 50(3), 345-369.
- Scotchmer, S. (1987). Audit classes and tax enforcement policy. *American Economic Review*, 77(2), 229-233.
- Slemrod, J. (1995). Income creation or income shifting? Behavioral responses to the tax reform act of 1986. *American Economic Review*, 85(2), 175-180.
- Slemrod, J. (1996). High-income families and the tax changes of the 1980s: The anatomy of behavioral response. In M. Feldstein & J. M. Poterba (Eds.), *Empirical Foundations of Household Taxation* (pp. 169-192). Chicago: University of Chicago Press.
- Slemrod, J. (2001). A general model of the behavioral response to taxation. *International Tax and Public Finance*, 8(2), 119-128.
- Slemrod, J. & Yitzhaki, S. (2002). Tax avoidance, evasion and administration. In A. Auerbach & M. Feldstein (Eds.), *Handbook of Public Economics* (1<sup>st</sup> ed., pp.1423-1470). Amsterdam: North-Holland.
- Slemrod, J. & Kopczuk, W. (2002). The optimal elasticity of taxable income. *Journal of Public Economics*, 84(1), 91-112.
- Snow, A., & Warren Jr., R. S. (2005a). Ambiguity about audit probability, tax compliance, and taxpayer welfare. *Economic Inquiry*, 43(4), 865-871.
- Snow, A., & Warren Jr., R. S. (2005b). Tax evasion under random audits with uncertain detection. *Economics Letters*, 88(1), 97-100.
- Srinivasan, T. N. (1973). Tax evasion: A model. *Journal of Public Economics*, 2(4), 339-346.

- Stiglitz, J. E. (1985). The general theory of tax avoidance. *National Tax Journal*, 38(3), 325-337.
- Stone, J. (2015, March 1). Most people think legal tax avoidance is just as wrong as illegal tax evasion, poll suggests. *The Independent*. Retrieved from: <http://www.independent.co.uk/news/uk/politics/most-people-think-legal-tax-avoidance-is-just-as-wrong-as-illegal-tax-evasion-10077934.html>
- Uribe-Teran, C. (2015). Down the rabbit-hole: Tax avoidance and the elasticity of taxable income. Unpublished manuscript. Available at [https://www.researchgate.net/publication/282870434\\_Down\\_the\\_Rabbit-Hole\\_Tax\\_Avoidance\\_and\\_the\\_Elasticity\\_of\\_Taxable\\_Income](https://www.researchgate.net/publication/282870434_Down_the_Rabbit-Hole_Tax_Avoidance_and_the_Elasticity_of_Taxable_Income).
- Wallschutzky, I. G. (1984). Possible causes of tax evasion. *Journal of Economic Psychology*, 5(4), 371-384.
- Yitzhaki, S. (1974). A note on 'Income tax evasion: A theoretical analysis'. *Journal of Public Economics*, 3(2), 201-202.



## APPENDIX

**Proof of Proposition 1:** For each value of  $x$ , we wish to maximise  $p(x; A, w)$  in (3) with respect to  $A$  and  $w$  (allowing the suppressed variable  $E$  to vary). First, maximising with respect to  $A$ , the first order condition for a maximum is

$$\frac{\partial p(x; A, w)}{\partial A} = - \frac{\{\varphi s + \{\varphi - h[1 - \varphi]\}[t(w) - t(x)]\}t'(A + x)}{\{[1 + h][t(w) - t(A + x)] + t(A + x) - t(x) + s\}^2}. \quad (\text{A.1})$$

Then (A.1) implies that  $A^* = 0$  when

$$\varphi > \hat{\varphi} = \frac{h[t(w) - t(x)]}{s + [1 + h][t(w) - t(x)]},$$

and  $A^* = w - x$  when  $\phi < \hat{\phi}$ . When  $\phi = \hat{\phi}$ , all feasible values of  $A$  weakly maximise  $p(x; A, w)$ . Taking the case  $\phi > \hat{\phi}$  first, to find  $p(x)$ , we now maximise  $p(x; 0, w)$  with respect to  $w$ . The first derivative with respect to  $w$  is

$$\frac{\partial p(x; 0, w)}{\partial w} = \frac{st'(w)}{\{[1 + h][t(w) - t(x)] + s\}^2} > 0, \quad (\text{A.2})$$

so  $w^* = \bar{w}$ . In the case  $\phi < \hat{\phi}$ , the relevant first derivative with respect to  $w$  is

$$\frac{\partial p(x; w - x, w)}{\partial w} = \frac{s[1 - \varphi]t'(w)}{[t(w) - t(x) + s]^2} > 0, \quad (\text{A.3})$$

so again  $w^* = \bar{w}$ .

**Proof of Proposition 2:** Differentiating in (4), we obtain that, if  $A^* = 0$ , then

$$\frac{\partial p(x)}{\partial \bar{w}} = \frac{t'(\bar{w})[1 - p(x)]f'}{f + s} > 0;$$

$$\frac{\partial p(x)}{\partial x} = - \frac{[1 - p(x)]f'}{f + s} < 0;$$

$$\frac{\partial p(x)}{\partial s} = - \frac{p(x)}{f + s} < 0;$$

$$\frac{\partial p(x; \varepsilon f)}{\partial \varepsilon} = - \frac{p(x)f}{f + s} < 0;$$

$$\frac{\partial p(x, \varepsilon t)}{\partial \varepsilon} = p(x)[1 - p(x)f'] > 0;$$

$$\frac{\partial p(x)}{\partial \varphi} = 0.$$

The comparative statics when  $A^* = w - x$  follow similarly.

**Proof of Lemma 1:** (i) We first prove  $p(x)f' < 1$ . From (11), (13) and (15), if there exists a  $\hat{w} \leq \bar{w}$  such that  $p(x; A, w)$  attains the value  $p(x; A, \hat{w}) = [f'(t(\hat{w}) - t(x + A))]^{-1}$  then  $p(x; A, \hat{w}) = \max_w p(x; A, w)$  – for if (10) defines a maximum in  $A$ , as assumed, then (10) defines a maximum in  $w$ .  $p(x; A, \hat{w})$  is maximised in  $A$  when  $\hat{A} = 0$  (as  $f'' > 0$  for there to be an interior  $A^*$ ), so  $\hat{w} \neq w^*$  for, by assumption, if it were that  $\hat{w} = w^*$  then  $p(x; A, \hat{w})$  would be maximised for an interior value of  $A$ .

Hence we have  $[f'(t(\hat{w}) - t(x + A^*))]^{-1} > p(x; A^*, w^*) = p(x)$ . As this will hold for every  $\hat{w}$ , we have  $p(x)f' < 1$ . If  $\partial p(x; A, w)/\partial w > 0$  everywhere then there does not exist a  $\hat{w} \leq \bar{w}$  such that  $\partial p(x; A, w)/\partial w = 0$ . We note that it cannot be that  $\partial p(x; A, w)/\partial w < 0$  everywhere, as  $\partial p(x; A, w)/\partial w|_{A=w-x=0} = \phi t'(x)/[s + f(0)] > 0$ . In this case,  $p(x; A, w)$  is maximised at  $w = \bar{w}$  and satisfies  $p(x; A, \bar{w}) < [f'(t(\bar{w}) - t(x + A))]^{-1}$ . An analogous argument to that above then establishes that  $p(x)f' < 1$ . Then, from (12), we may set  $p(x) = \phi[f' - 1]^{-1}$  in  $p(x)f' < 1$  to obtain  $[1 - \phi]f' > 1$ . That  $p(x) < 1 - \phi$  follows immediately. Part (ii) follows by similar arguments.

**Proof of Proposition 3:** Using (10), the effect of  $w$  on  $p(x; A, w)$  when  $\partial p(x; A, w)/\partial A = 0$  is given by

$$\frac{\partial p(x; A, w)}{\partial w} \Big|_{\frac{\partial p(x; A, w)}{\partial A} = 0} = \frac{[1 - \phi - p(x; A, w)]t'(w)}{w^n - w^a + s} > 0;$$

where the inequality follows from Lemma 1. This implies that when  $A^*$  is interior,  $w^*$  is maximal. Substituting  $w = \bar{w}$  in (12), we therefore obtain

$$p(x) = \frac{\phi}{f'(t(\bar{w}) - t(x + A^*)) - 1}.$$

From (10) and Lemma 1, we have

$$1 - p(x) - \phi = \frac{s + f(t(\bar{w}) - t(x + A^*)) - [t(\bar{w}) - t(x + A^*)]f'(t(\bar{w}) - t(x + A^*))}{s + f(t(\bar{w}) - t(x + A^*)) + [t(x + A^*) - t(x)]f'(t(\bar{w}) - t(x + A^*))} > 0.$$

Hence, it must hold that  $s > \varepsilon_f(t(\bar{w}) - t(x + A^*)) - 1$ , where  $\varepsilon_f(z) = zf'(z)/f(z)$  is the elasticity of the penalty function with respect to evaded tax, so interior values of  $A^*$  arise for sufficiently high social stigma costs.

Using (11), the effect of  $A$  on  $p(x; A, w)$  when  $\partial p(x; A, w)/\partial w = 0$  is given by

$$\frac{\partial p(x; A, w)}{\partial A} \Big|_{\frac{\partial p(x; A, w)}{\partial w} = 0} = [1 - p(x; A, w) - \varphi] t'(x + A) < 0.$$

This implies that when  $w^*$  is interior,  $A^*$  takes its minimum possible value of zero. Substituting  $A = 0$  in (13), we therefore obtain

$$p(x) = \frac{1}{f'(t(w^*) - t(x))}.$$

From (11), we have

$$1 - p(x) - \varphi = 1 - \frac{[t(w^*) - t(x)] f'(t(w^*) - t(x))}{s + f(t(w^*) - t(x))} < 0. \quad (\text{A. 4})$$

As (A. 4) is negative, it must be that  $s < \varepsilon_f(t(w^*) - t(x)) - 1$ . Hence,  $w^*$  is interior when a sufficiently low level of social stigma prevails, whereas  $A^*$  is interior when a sufficiently high level of social stigma prevails.

**Proof of Proposition 4:** The comparative statics of a pivot around  $(k, f(k)) = (0, 0)$  are found by writing  $f(\cdot)$  as  $\varepsilon f(\cdot)$ , differentiating with respect to  $\varepsilon$ , and then examining the resulting derivative as  $\varepsilon \rightarrow 1$ . The pivot of the tax function is performed analogously. The comparative statics of a shift of the tax function are found by replacing  $t(\cdot)$  with  $t(\cdot) + \varepsilon$ , differentiating with respect to  $\varepsilon$ , and then examining the resulting derivative as  $\varepsilon \rightarrow 0$ . When  $A^* \in (0, w - x)$ , we use the implicit function theorem in (10) to obtain:

$$\text{sgn} \left( \frac{\partial A^*}{\partial s} \right) = -\text{sgn}(\varphi t'(A + x)) < 0;$$

$$\text{sgn} \left( \frac{\partial A^*}{\partial \varphi} \right) = -\text{sgn}(f + [t(A + x) - t(x)] f' + s) < 0;$$

$$\text{sgn} \left( \frac{\partial A^*}{\partial \bar{w}} \right) = \text{sgn}([1 - \varphi] f' - 1 + [w^n - w^h] f'') > 0;$$

$$\text{sgn} \left( \frac{\partial A^*}{\partial x} \right) = -\text{sgn}(\{[1 - \varphi] f' - 1\} t'(x) + [w^n - w^h] t'(A + x) f'') < 0;$$

$$\text{sgn} \left( \frac{\partial A^*(\varepsilon f)}{\partial \varepsilon} \right) = \text{sgn}(s\varphi + t(\bar{w}) - t(x)) > 0;$$

$$\text{sgn} \left( \frac{\partial A^*(\varepsilon t)}{\partial \varepsilon} \right) = \text{sgn}([t(\bar{w}) - t(A + x)][w^n - w^h] f'' + \{[1 - \varphi] f' - 1\} [t(\bar{w}) - t(x)]) > 0;$$

and when  $w^* \in (x, x + A)$  we use the IFT in (11) to obtain

$$\operatorname{sgn}\left(\frac{\partial w^*}{\partial s}\right) = \operatorname{sgn}(t'(w^*)) > 0;$$

$$\operatorname{sgn}\left(\frac{\partial w^*(\varepsilon f)}{\partial \varepsilon}\right) = -\operatorname{sgn}\left(\frac{st'(w^*)}{[f+s]^2}\right) < 0;$$

$$\operatorname{sgn}\left(\frac{\partial w^*}{\partial x}\right) = \operatorname{sgn}\left(\frac{t'(x)}{t'(w^*)}\right) > 0;$$

$$\operatorname{sgn}\left(\frac{\partial w^*}{\partial \bar{w}}\right) = \operatorname{sgn}(0) = 0;$$

$$\operatorname{sgn}\left(\frac{\partial w^*(\varepsilon t)}{\partial \varepsilon}\right) = -\operatorname{sgn}\left(\frac{f''t'(w^*)}{[f']^2}\right) < 0;$$

$$\operatorname{sgn}\left(\frac{\partial w^*}{\partial \varphi}\right) = \operatorname{sgn}(0) = 0.$$

Turning to  $p(x)$ , we use the IFT in (2) along with (10) or (11) to obtain:

$$\operatorname{sgn}\left(\frac{\partial p(x)}{\partial s}\right) = -\operatorname{sgn}(w^n - w^h) < 0;$$

$$\operatorname{sgn}\left(\frac{\partial p(x; \varepsilon f)}{\partial \varepsilon}\right) = -\operatorname{sgn}([w^n - w^h]f) < 0;$$

$$\operatorname{sgn}\left(\frac{\partial p(x)}{\partial x}\right) = \begin{cases} -\operatorname{sgn}\left(\frac{1-p(x)-\varphi}{w^n - w^c + s}\right) < 0 & \text{if } A^* \in (0, w-x); \\ \operatorname{sgn}(0) = 0 & \text{if } w^* \in (x, x+A); \end{cases}$$

$$\operatorname{sgn}\left(\frac{\partial p(x)}{\partial \bar{w}}\right) = \begin{cases} \operatorname{sgn}(\{[1-\varphi]f' - 1\}) > 0 & \text{if } A^* \in (0, w-x); \\ \operatorname{sgn}(0) = 0 & \text{if } w^* \in (x, x+A); \end{cases}$$

$$\operatorname{sgn}\left(\frac{\partial p(x; \varepsilon t)}{\partial \varepsilon}\right) = \begin{cases} \operatorname{sgn}([1-\varphi]f' - 1) > 0 & \text{if } A^* \in (0, w-x); \\ \operatorname{sgn}(0) = 0 & \text{if } w^* \in (x, x+A); \end{cases}$$

$$\operatorname{sgn}\left(\frac{\partial p(x)}{\partial \varphi}\right) = \begin{cases} -\operatorname{sgn}([1-\varphi]f' - 1) < 0 & \text{if } A^* \in (0, w-x); \\ \operatorname{sgn}(0) = 0 & \text{if } w^* \in (x, x+A); \end{cases}$$

## TABLES

	$A^* = 0$	$A^* = w^* - x$	$A^* \in (0, w^* - x)$		$w^* \in (x + A^*, \bar{w})$	
	$p(x)$	$p(x)$	$A^*$	$p(x)$	$w^*$	$p(x)$
$x$	-	-	-	-	+	0
$\bar{w}$	+	+	+	+	0	0
$\varphi$	0	-	-	-	0	0
$s$	-	-	-	-	+	-
pivot of $f(\cdot)$	-	0	+	-	-	-
pivot of $t(\cdot)$	+	+	+	+	-	0

Table 1: Comparative statics.